



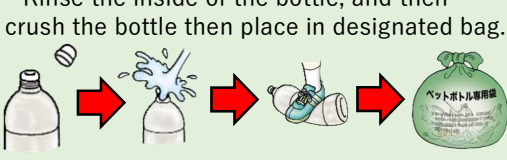





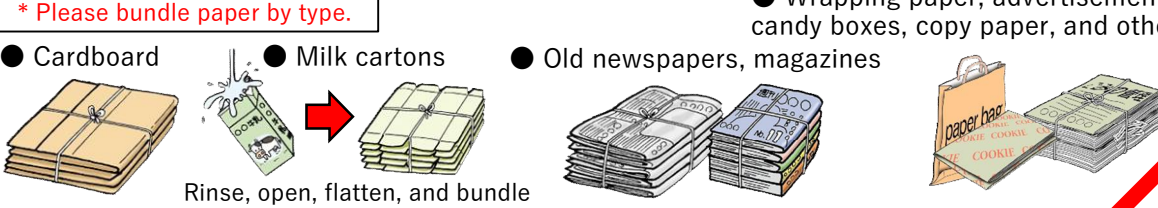








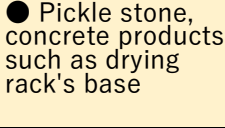
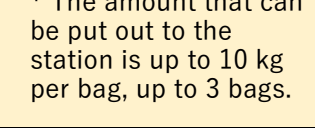
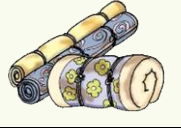

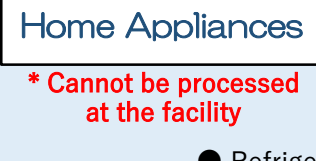









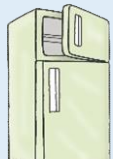






How to Separate Household Waste

- ◆ Three Principles of Garbage Disposal ◆
- 1 Place your garbage outside by 8:00 a.m. on the appointed day!
- 2 Place it in the designated spot!
- 3 Please separate your waste into its designated bag!

Sorting and Disposing		List of Items 【Please make sure to put their items in their designated bags according to classification】	
R e s o u r c e s	Burnable Garbage 可燃ごみ Translucent designated bag Garbage in excess of three bags must be brought directly to the collection facility.	 <ul style="list-style-type: none">● Kitchen waste Drain water thoroughly● CDs, DVDs, and other discs● Stuffed animals and toys● Shoes, slippers● Disposable diapers● Heat pack● Cat and dog's litter● Grasses, branches, etc.	
	PET Bottles ペットボトル Green designated bag	   <ul style="list-style-type: none">● Items with this Mark● Plastic containers for water, juice, soda, alcoholic beverages, soy sauce, etc. <p>* Rinse the inside of the bottle, and then crush the bottle then place in designated bag.</p>  <p>* Dispose the cap and label from PET bottles as "Plastic Mark" garbage</p>	
	Plastic Mark プラマーク Place in a transparent or translucent bag	   <ul style="list-style-type: none">● Items with this Mark● Packing items with the "Plastic" mark, trays, styrofoam, etc. <p>Please use 20 to 40 liter transparent or translucent bags.</p> <p>* Items with a "Plastic" mark but dirty should be put out as burnable garbage.</p>	
	Empty Bottles and Empty Cans ビン・カン Yellow designated bag	 <p>* Empty the contents and lightly rinse the inside of the item before recycling.</p>  <ul style="list-style-type: none">● Food and drink containers● Metal can, container, milk cans● Spray can, gas can <p>Use up contents, and put them in a transparent or translucent plastic bag. Dispose separately from other cans.</p>	
	Paper Product 紙類 Tie string around to form a cross shape or put them in a paper bag	<p>* Please bundle paper by type.</p>  <ul style="list-style-type: none">● Cardboard● Milk cartons● Old newspapers, magazines● Wrapping paper, advertisements, paper bags, candy boxes, copy paper, and other paper <p>Rinse, open, flatten, and bundle</p> <p>* If the inside of the carton is metal coating, please dispose as burnable garbage. * Do not put in plastic bags.</p>	
U n b u r n a b l e	Clothing and cloths 衣類・布類 Place in a transparent or translucent bag	  <ul style="list-style-type: none">● Clothing● Futons, blankets, down jackets <p>* Please put them in a transparent or translucent bag to prevent them from getting wet. If they get wet, they cannot be recycled.</p> <p>If it rains on the collection day, please cooperate and put the items out on the next recycling day instead.</p> <p>Blankets and futons should be disposed as large burnable garbage. (or burnable garbage if can be put in translucent designated bag.)</p>	
	Glass, Ceramics, Metal Products, Electrical Products 不燃ごみ Red designated bag Garbage in excess of 3 bags must be brought directly to the facility.	 <ul style="list-style-type: none">● Teacups, vases, flowerpots● Ski equipment and boots● Disposable lighters● Knives, scissors, broken glass, and other sharp and dangerous items● DVD deck● Gas stoves● Umbrellas● Metal tableware, cutlery, pot, Kettle, etc.● Empty oil can● Fans● Oven, microwave oven● Stove heater● Bicycles● Dry battery, fluorescent lamp <p>Put dry batteries and fluorescent lamp in a transparent or translucent bag and dispose them separately.</p> <p>* Sharp and dangerous items such as knives, scissors, razors, light bulbs, broken glass, etc. should be wrapped in paper and placed in a designated bag before being taken out. * Please use up lighter before dispose. * Be sure to empty the fuel out of the stove before putting it out. * For rechargeable batteries and button cell batteries, contact your dealer. * Please clearly mark any items that do not fit in the bag garbage. * Separate metal from other objects.</p>	
	Large Burnable Garbage 大型可燃ごみ	    <ul style="list-style-type: none">● Drawers, desks, chairs● Shoji, fusuma● Kotatsu board● Tree trunks that do not fit in bags <p>Disassemble and tie up</p> <p>* Futons, tree trunks, etc. can be bundled up to 3 bundles at a time. * Please remove mirrors and metal items from the wardrobe and dispose as Unburnable Garbage. * If you have a large amount, please bring it directly to the facility.</p>	
	Landfill garbage 埋立ごみ Place in a transparent or translucent bag	   <ul style="list-style-type: none">● Pickle stone, concrete products such as drying rack's base <p>* The amount that can be put out to the station is up to 10 kg per bag, up to 3 bags.</p>  <p>Within 100 cm in length</p>	
What can't Be Processed * Cannot be processed at the facility. Ask your dealer or a specialist.		  <ul style="list-style-type: none">● Personal computer● Home Appliances <p>* Apply to the manufacturer or retail store</p> <p>* Cannot be processed at the facility</p> <p>Ask retail store, etc. for recycling in accordance with the Home Appliance Recycling Law</p>	
       <ul style="list-style-type: none">● Tires● Bathtubs● Batteries● Toxic chemicals and their containers● Fire extinguishers● Fireproof safes● Massage chairs		       <ul style="list-style-type: none">● Things to bring in directly● Refrigerators, washing machine, clothes dryers, TVs, air conditioners and outdoor units, etc. <p>* Please separate/disassemble metal items from others</p>	